

The following settings are a guide to set all HOPE turning tools to the settings I personally like to use and teach with.

Oneway standard profiler



Position one =

All spindle and bowl **STRAIGHT** grinds

Position four =

All swept back **SPINDLE** gouges

Position five =

All swept back **BOWL** gouges

AB setter:

POSITION A

IS FOR ALL SWEEP BACK GOUGES, BOWL AND SPINDLE

Use setter A to position the vee arm. Simply place the point into the base corner and adjust the slide so both points touch the wheel at the same time. Then lock off vee arm.

ENSURE GRINDER IS SWITCHED OFF AND STATIONARY—WHILST DOING THIS.



POSITION B


FOR ALL STRAIGHT GRIND GOUGES,(BOWL AND SPINDLE)

DEGREE SETTERS (FOR PLATFORMS)

Use degree setters to set the adjustable table to the angles displayed.


Platform setters available:

- 20-25 Deg ●
- 35-50 Deg ●
- 60-65 Deg ●
- 45-80 Deg ●





The markings 55,60,65 and 75 relate to setting distance in mm.




EXAMPLE:


For the 55 deg swept back bowl gouge:



Position #5



60mm



Setter A



For 50 Deg roughing gouge:




Use "50 Roughing" platform setter for roughing gouge.


45 Deg platform setter is also available for the roughing gouge.




60 Deg swept back bowl gouge.
profiler #5, 55mm, setter A




50 Deg swept back bowl gouge.
profiler #5, 60mm, setter A




55 Deg swept back bowl gouge.
profiler #5, 65mm, setter A



45 Deg swept back bowl gouge.
profiler #5, 75mm, setter A




50 Deg straight bowl gouge.
profiler #1, 55mm, setter B





45 Deg swept back spindle
gouge.

profiler #4, 65mm, setter A,





50 Deg straight spindle gouge.
profiler #1, 55mm, setter B







38 deg swept back detail spindle gouge
profiler #4, 75mm, setter A




40 deg straight grind detail spindle gouge
profiler #1, 65mm, setter B




50 deg roughing gouge
Use the 50 deg angle setter
"Roughing"




45 deg roughing gouge
Use the 45 deg angle setter



25 deg parting tool
Use the 25 deg angle setter





20 deg skew
Use the 20 deg angle setter
"Skew"






80 deg scraper

Use the 80 deg angle setter




60 deg deep bowl

Use the 60 deg angle setter



65 deep bowl

Use the 65 deg angle setter



www.hopewoodturning.co.uk

Email: hopewoodturning@gmail.com

Phone 0044 (0) 1206 233334

